



LONDON BRICK

LIGHTWEIGHT TEXTURE PANEL SYSTEM

Achieve a natural brick effect rapidly

VTEC

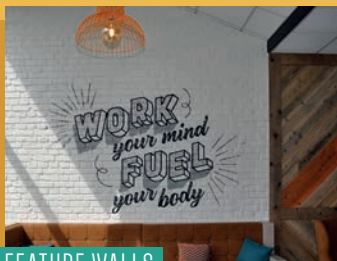
CREATE THE MOOD

GREAT CREATIVE SCOPE AND VISUAL IMPACT

Enhanced **atmosphere** leads to **increased footfall, longer dwell time and higher revenue**. Visual impact is essential when enhancing the atmosphere, so selecting the right wall finish can make the vital difference to achieving your **return on investment**. That is where we can help.

All our **London Brick** panels recreate the superb characteristic textures and features of the original walls, and contain in excess of **50% natural pigments, oxides and minerals**. With 8 designs and colour options in the range, it gives you great choice for transforming your space.





FEATURE WALLS

Durable panel system - ideal for feature walls and large projects.



VAULTED CEILINGS

Lightweight panels that work well on ceilings, including curved designs like this vaulted ceiling.



STUNNING CURVES

Great creative scope and visual impact - cover curves with ease, like this stunning pillar in an office reception.



CRISP CORNERS

Corners and reveals are formed simply during installation for seamless finishes.



QUICK INSTALLATION

Quick coverage with minimal, concealed joints for fast install.



LIGHTWEIGHT PANELS

No need for structural support, saving time and cost.



SUPERB NATURAL FEATURES

Produced from original walls to capture exact features of brickwork.



SPECIAL EFFECTS

Panels accommodate additional logos, graphics or signage to great effect.

INTRODUCING LONDON BRICK

Our unique London Brick panel system is extremely adaptable. The large-format panels enable quick coverage of large area, which can significantly reduce time on site.

- > Large panel format enables rapid installation - to almost any wall type
- > Produced from original walls to capture every feature perfectly
- > Lightweight at only 7kg/m² - adds minimal load on structure
- > Durable and robust, yet flexible
- > No cement mixer or wet trades reduces noise and mess
- > No pointing of individual bricks so no mortar curing time

OVER 50% NATURAL
PIGMENTS, OXIDES
& MINERALS FOR
PERFECT TEXTURE





APPROXIMATELY 7KG/M²
- LESS THAN HALF THE
WEIGHT OF BRICK SLIPS



BENEFITS OF THE LONDON BRICK PANEL SYSTEM

CONSISTENT FINISH

ENABLES BRAND CONSISTENCY ACROSS MULTIPLE LOCATIONS

Do you wish it was easier to achieve a consistent finish across multiple locations to maintain a strong **brand standard**?

We have worked with many top brands and are experienced in delivering fast-paced, large scale roll-outs across the UK and overseas.

By using our **London Brick** panels it ensures that every project is finished quickly with the same great look and feel, giving continuity to your roll-out programme.

MINIMAL JOINTING

NO POINTING OF INDIVIDUAL BRICKS

The ease and speed of installation of London Brick panels will contribute to your project's success.

Large panel size (approx 4.2m²) means quick wall coverage, achieved with minimal jointing. Save time versus traditional methods and ensure the best quality finish.

To install our **London Brick** panels, simply lift up, screw back and joint. Cover extensive areas, awkward spaces or multiple storeys with ease, saving time and money.

Our panels attach easily to most common substrates. Please see page 15 for more details regarding installation.

QUICK TO INSTALL

REDUCED SITE DOWNTIME AND COST

Minimise disruption and reduce install cost with our **London Brick** panel system.

Perfect for projects with tight time scales, our panels reduce install time drastically. They are often fitted overnight or over a weekend, enabling amazing transformations at speed.

Panels are also easily cut and adapted on site to incorporate doorways and returns.

LIGHTWEIGHT AND ADAPTABLE

NO NEED FOR STRUCTURAL SUPPORT

Our **London Brick** panels are easily fixed to most common substrates without needing to strengthen them.

Avoid any structural support work that's needed to cope with a traditional brick wall, saving you time and keeping costs down.

EASILY CURVED

Create impact on curved walls or vaulted ceilings with ease!

London Brick panels can be quickly installed on convex and concave curved surfaces. Their flexibility means they can readily be used on ceilings.

ROBUST AND DURABLE

MINIMISE RE-DECORATION WORRIES

Our highly durable panels are ideal for use in busy areas with high footfall such as bars, cafés, stairways and airports.

Panels are strong and able to support additional decoration or features.


Choose long-lasting panels and eliminate the need for expensive replacements, repair and redecoration a few months down the line.



SPECIFYING LONDON BRICK

- 1 SELECT STYLE
- 2 SELECT FR CLASS
- 3 SPECIFICATION WORDING

1 SELECT STYLE




Choose from 8 standard **London Brick** designs



Sandy Brown



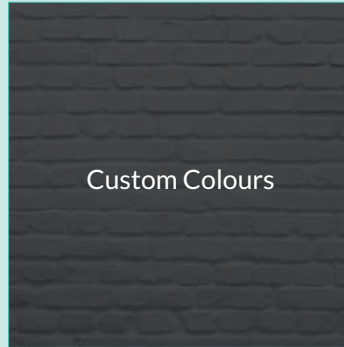
Dark Grey



Red



Aged White



Custom Colours

- > Nominal panel dimensions: 3.29m (width) x 1.27 m (height).
- > Material thickness is approximately 5mm max. which follows the contours of the bricks and mortar joints.
- > Overall panel depth: Approximately 20mm

Please note that due to the natural elements and processes used in creating Texture Panels, colours and dimensions may vary between panels and batches. Images are indicative only of the finished products. We reserve the right to alter specifications and details without notice.

2 SELECT FR CLASS

London Brick panels can be produce in a Fire Retardant Grade for use in sensitive locations.

You can find our panels in many high profile areas such as Victoria Station, Canary Wharf, Harrods, Selfridges, Gatwick, Luton and Stansted Airports.

STANDARD GRADE

No specific FR requirement

FR CLASS REQUIRED

Euroclass B-S3,d0

3 SPECIFICATION WORDING

Specifying the London brick system to ensure you get your desired finish on the wall is simple. Please copy the specification wording below:

Standard Grade Panels

London Brick [insert your preferred Style here, eg. **Distressed White**] **Panel System** for internal use. Panels to be manufactured in standard grade Class D3 to BS 476 : Part 7, from **Vtec Group Ltd**, Unit 3, Cooksland Industrial Estate, Bodmin, Cornwall PL31 2QB. T: 03307 00 00 30 www.vtecgroupp.co.uk.

FR Grade Panels

London Brick [insert your preferred Style here, eg. **Distressed White**] **Panel System** for internal use. Panels to be manufactured in FR Grade B-S3,d0, from **Vtec Group Ltd**, Unit 3, Cooksland Industrial Estate, Bodmin, Cornwall PL31 2QB. T: 03307 00 00 30 www.vtecgroupp.co.uk.



OTHER CONSIDERATIONS WHEN USING THE LONDON BRICK PANEL SYSTEM

CONSIDER THE APPLICATION

Whether you need a feature wall, a large scale ceiling or a decorative surface suitable for curves, **London Brick** panels can be easily adapted to suit your design.

WALL

CURVED WALL

VAULTED CEILING

CONSIDER THE SUBSTRATE

Our panel system can be used almost on any type of common substrate, as shown below. For advice on fixing **London Brick panel system** to any other substrate, please speak to our Technical Team.

BRICK, BLOCK, STONework AND CONCRETE



REQUIREMENTS

- Fix timber rails to walls at suitable positions, packed out and lined to create a flat plane. You can either fasten panels direct to the rails (provided support is in the right place, otherwise fit noggins where required e.g. to support panel edges), or
- Alternatively, fasten strips of suitable sheet material as described above or clad the whole wall with it if preferred.

TIMBER STUDWORK



- You can either fasten direct to this (provided support is in the right place, otherwise fit noggins where required e.g. to support panel edges) or
- Alternatively fasten strips of suitable sheet material as described above or clad the whole wall with it if preferred.

LIGHTWEIGHT METAL PARTITIONING



- Fasten strips of suitable sheet material as described above or clad the whole wall with it if preferred.

LIGHTWEIGHT SHEET STEEL LININGS



- Fasten strips of suitable timber sheet material as described above or clad the whole wall with it if preferred.
- NB: Pack or space this off the steel sheet so that when fastening through the panel the screw does not contact the steel sheet behind.

INSTALLATION OVERVIEW

Please refer to our installation guide for full details.

- 1 Measure, mark out and trim panels as required to align features



- 2 Raise or lower panels to align features, predrill and screw in place, packing out to suit



- 3 Roughly apply jointing compound (supplied) to cover joints and fixing positions



- 4 Shape the jointing compound to suit as it begins to harden



- 5 Introduce final texture to jointing compound with brush dipped in cleaner



- 6 Leave for 24 hours. Apply colour solutions sparingly (avoiding bold strokes) to blend in with surrounding tones, and rag off before it dries



FIXING TO SUBSTRATE

Our panel system can be used almost on any type of common substrate.

Nearly all panels are designed so the features meet with those of adjacent sheets. However, care should be taken to line up features (not necessarily panels) for best results.

Fastener location and joints are easily disguised using the accessory items provided, for a seamless wall effect.

EASE OF INSTALL

Vtec **London Brick** panels have been successfully installed on a wide range of bespoke projects, one-off builds and brand roll-outs.

We provide detailed instructions. For complex projects, we can provide indicative panel layout drawings as part of our install pack to the installers.

In conjunction with comprehensive phone support as required, we ensure you have everything needed to fit the panels successfully.

FINISHING: BEST PRACTICE



Corners

Raise or lower panels to align features. Mark position of corner, cut to form mitre. Fix panels leaving approx. 5mm gap, carefully apply the jointing compound (supplied) and shape to suit.



Finishing exposed edges

Doorways and returns can easily be incorporated. If a panel end is exposed, simply use the jointing compound (supplied) to fill the panel edge and shape to create a brick end for best effect.

“FITTED PERFECTLY AND
REALLY EASY TO PUT UP”

CRAIG - CONSTRUCTION COMPANY

TRANSFORMING COMMERCIAL OFFICES

THE BRIEF

London Brick Multi Texture Panels were specified in this unique office redesign project in central London.

The stylishly transformed interior includes a striking new entrance with an imposing column, clad in **London Brick**, echoing the fantastic brick exterior of the building.

The fast-moving project required an adaptable system, suitable for curves.





END RESULT

Flexible, strong and durable, **London Brick** panels impressively repeat the curvature of the column in the entrance space, creating an authentic brick wall render.

London Brick Multi was also used for feature walls. The finished result is a stylish and welcoming space, with a seamless finish and modern, natural feel.




LONDON BRICK PANELS IN FLAGSHIP RETAIL STORE

THE BRIEF

Kent & Curwen's re-imagined their clothing range in their first flagship store in London.

It was imperative that the interior clearly reflected brand values, and the creative team of Kent & Curwen wanted to have a space that is "traditional yet modern, luxurious yet grounded" to match "the product which follows the same ethos."






END RESULT

London Brick White created an ideal backdrop for showcasing the collection without being too overpowering.

The large panel size and ease of installation meant that the project could be accomplished with considerable labour cost and downtime savings. Highly durable, the panels are great for application in high footfall areas, withstanding wear and tear.



EASY INTEGRATION WITH BRANDING AND SIGNAGE

Extremely popular within hospitality, London Brick panels in White create an instant “lived in”, informal atmosphere and serve as a great background for a logo, artwork, or sign writing.

This multifunctional space in a newly developed business park (right) was a space for occupiers and visitors to “Meet, Eat and Work.” **London Brick White** was used, alongside other textures, to zone the space and make navigation easier.

Besides a characterful look, the panels have additional benefits of low weight and high adaptability, making them an ideal choice for covering irregular shaped areas.





The design for this pizza restaurant (left, top) used **London Brick Multi** for a fast brick look that would work perfectly with sign writing.

Vtec's Logistics Team organised a designated vehicle to get the panels to site at the time the installers needed them. The panels were then fitted overnight and this fun and quirky feature wall was complete by the following morning.



VTECGROUP.CO.UK

Contact our technical team to discuss your application, samples or other questions.
We're here to help.

Head Office and Manufacturing Vtec Group Ltd, Unit 3
Cooksland Industrial Estate, Bodmin, Cornwall, PL31 2QB

Call	03307 00 00 30
Email	sales@vtecgroupp.co.uk
Visit	vtecgroupp.co.uk

