

# METAL

ADD OPULENCE TO YOUR INTERIORS WITH OUR  
FANTASTIC RANGE OF METAL FINISHES

A white, rectangular tag with a folded top edge, featuring the word "VTEC" in a teal, sans-serif font. The tag is positioned in the bottom left corner of the image, overlapping a white diagonal line that separates the teal background from a dark blue background.

VTEC



---

# Introducing VTEC METAL TILES

---

Vtec Metal tile range includes 16 stunning finishes.

Manufactured to a thickness of either 0.5 or 1mm, the tiles are hand finished to obtain unique patina and colour variations, designed to create opulent atmospheres in a variety of moods.

The tiles are coated with a durable polyurethane coating which gives them UV resistance and anticorrosion properties. They are available in Matt or Gloss finish and can be produced in variety of sizes to suit your requirements.

# BENEFITS

## ▲ Stunning Design

Vtec Metal tiles are the perfect choice when you are adding a touch of luxury to your interior.

## ▲ Unique

Vtec has expertly blended design appeal with original manufacturing processes to create these unique products.

## ▲ Available in a variety of finishes

We offer a choice of Matt or Gloss Lacquer finish to match the needs of each individual project.

## ▲ Easy to Install

The tiles are simply adhered to the substrate for quick and easy installation on site.

## ▲ Inherently Fire Resistant (Euroclass A)

Metal is a naturally fire retardant material which retains its qualities for life.

# TECHNICAL DATA

	WEIGHT	THICKNESS
COPPER	4.5 kg per m <sup>2</sup>	0.5 mm
BRASS	4.3 kg per m <sup>2</sup>	0.5 mm
ZINC	4 kg per m <sup>2</sup>	0.5 mm
AVAILABLE TILE SIZES	240 x 240 mm 240 x 490 mm 490 x 490 mm 490 x 1000 mm 190 x 1000 mm	
FIRE RESISTANCE	Euroclass A	

## HANDLING

Our Metal Tiles are either 0.5mm or 1.0 mm, so care must be taken in handling to avoid damage to them, especially at the corners and edges.

Be careful not to press too hard when adhering to the wall to avoid causing any creases or kinks.

Always wear protective gloves when handling.

# INSTALLATION



## DOUBLE-SIDED SELF-ADHESIVE FOAM TAPE FROM VTEC

Lay the tile on a clean flat surface, ensuring the face of the tile is protected.

Press the tape uniformly onto the rear of the Metal tile taking care not to press too hard to avoid the risk of denting.

Ensure that the surface it is being attached to is sound and free from dust, grease or any substance that may impede adhesion.

Remove backing tape and press the tile carefully onto the wall in the desired position with gentle pressure until the tape has adhered, again, taking care not to press too hard.

**Precautions:** Ensure that sufficient adhesive tape is used to support the weight of the tile adequately.



## CARTRIDGE ADHESIVE FROM VTEC

When permanent attachment is required apply the cartridge adhesive to the wall in beads approx. 100mm apart, keeping 50mm in from the edges of the tiles.

Ensure that the surface it is being attached to is sound and free from dust, grease or any substance that may impede adhesion.

Press the tile carefully onto the wall in the desired position with gentle pressure until the tile has “grabbed”, taking care not to press too hard to avoid the risk of denting.

**Precautions:** Ensure that the panel is supported while the adhesive sets – e.g. with double-sided adhesive tape. Take care through the process to keep the front face of the tile clean.

## CUTTING

**Take care to protect all surfaces from sparks or cutting swarf.**

Ideally use a cold cutting tool e.g. electric metal shears or circular saw with correct cold cutting blade for metal.

**Precautions:** An angle grinder with thin metal cutting blade can be used but watch out for heat build-up which may potentially affect the special coating adjacent to the cut.

# AVAILABLE STYLES


## VERDIGRIS




VERDIGRIS 10 - BRASS



VERDIGRIS 11 - BRASS



VERDIGRIS 20 - COPPER



VERDIGRIS 21 - COPPER

## AGED



AGED 60 - ZINC



AGED 61 - ZINC

## PATINA



PATINA 30 - BRASS



PATINA 31 - BRASS



PATINA 40 - COPPER



PATINA 41 - COPPER



PATINA 42 - COPPER

Disclaimer: Vtec Metal Tiles are produced with natural materials and hand finishes, therefore no two panels are identical

# VERDIGRIS 10 BRASS

## Available Sizes

240 x 240 mm  
240 x 490 mm  
490 x 490 mm  
490 x 1000 mm  
190 x 1000 mm

## Thickness

0.5 mm

## Weight

4.3 kg per m<sup>2</sup>

## Fire resistance

Euroclass A



## VERDIGRIS 10 - BRASS

Fire resistance - Euroclass A

Vtec Group Ltd

[www.vtecgroupltd.co.uk](http://www.vtecgroupltd.co.uk) 03307 00 00 30



# VERDIGRIS 11 BRASS

## Available Sizes

240 x 240 mm  
240 x 490 mm  
490 x 490 mm  
490 x 1000 mm  
190 x 1000 mm

## Thickness

0.5 mm

## Weight

4.3 kg per m<sup>2</sup>

## Fire resistance

Euroclass A



## VERDIGRIS 11 - BRASS

Fire resistance - Euroclass A

Vtec Group Ltd

[www.vtecgroupp.co.uk](http://www.vtecgroupp.co.uk) 03307 00 00 30

# VERDIGRIS 20 COPPER

## Available Sizes

240 x 240 mm  
240 x 490 mm  
490 x 490 mm  
490 x 1000 mm  
190 x 1000 mm

## Thickness

0.5 mm

## Weight

4.5 kg per m<sup>2</sup>

## Fire resistance

Euroclass A



## VERDIGRIS 20 - COPPER

Fire resistance - Euroclass A

Vtec Group Ltd

[www.vtecgroupp.co.uk](http://www.vtecgroupp.co.uk) 03307 00 00 30

# VERDIGRIS 21 COPPER

## Available Sizes

240 x 240 mm  
240 x 490 mm  
490 x 490 mm  
490 x 1000 mm  
190 x 1000 mm

## Thickness

0.5 mm

## Weight

4.5 kg per m<sup>2</sup>

## Fire resistance

Euroclass A



## VERDIGRIS 21 - COPPER

Fire resistance - Euroclass A

Vtec Group Ltd

[www.vtegroup.co.uk](http://www.vtegroup.co.uk) 03307 00 00 30

# PATINA 30 BRASS

## Available Sizes

240 x 240 mm  
240 x 490 mm  
490 x 490 mm  
490 x 1000 mm  
190 x 1000 mm

## Thickness

0.5 mm

## Weight

4.3 kg per m<sup>2</sup>

## Fire resistance

Euroclass A



## PATINA 30 - BRASS

Fire resistance - Euroclass A

Vtec Group Ltd

[www.vtecgroup.co.uk](http://www.vtecgroup.co.uk) 03307 00 00 30

# PATINA 31 BRASS

## Available Sizes

240 x 240 mm  
240 x 490 mm  
490 x 490 mm  
490 x 1000 mm  
190 x 1000 mm

## Thickness

0.5 mm

## Weight

4.3 kg per m<sup>2</sup>

## Fire resistance

Euroclass A



## PATINA 31 - BRASS

Fire resistance - Euroclass A

Vtec Group Ltd

[www.vtecgroupp.co.uk](http://www.vtecgroupp.co.uk) 03307 00 00 30

# PATINA 40 COPPER

## Available Sizes

240 x 240 mm  
240 x 490 mm  
490 x 490 mm  
490 x 1000 mm  
190 x 1000 mm

## Thickness

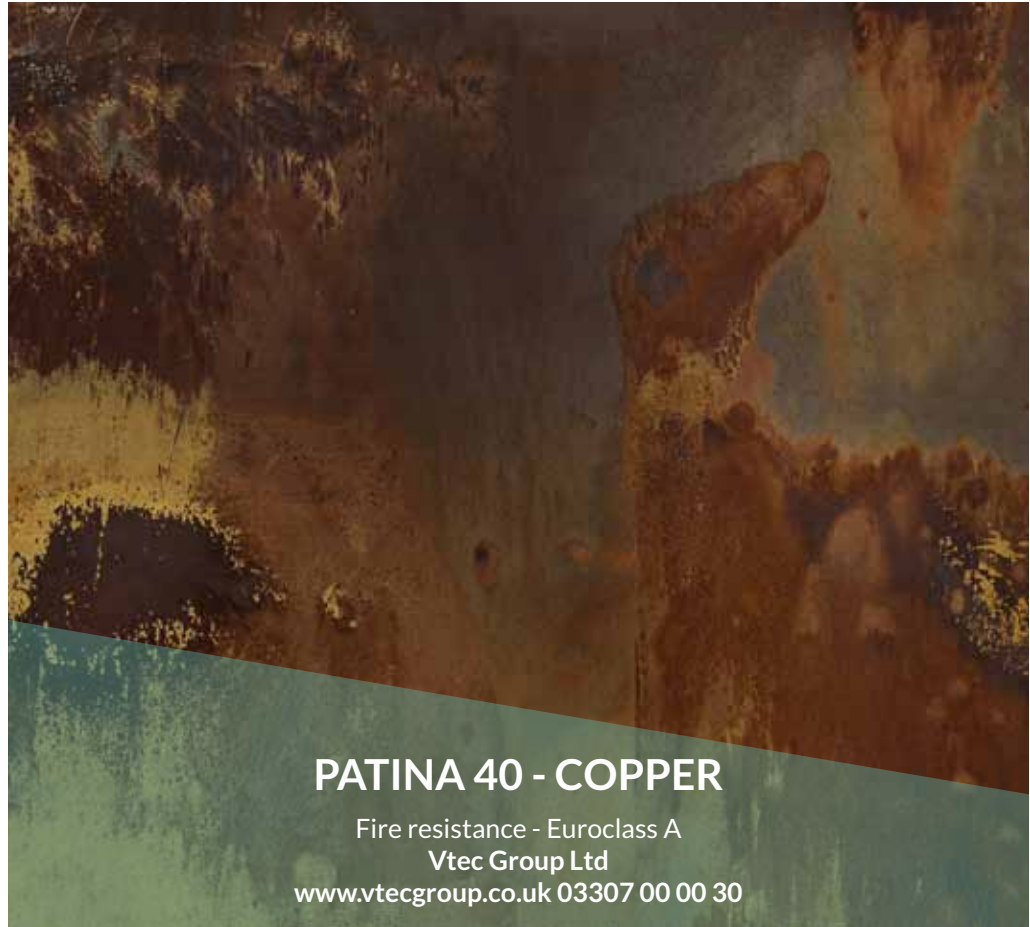
0.5 mm

## Weight

4.5 kg per m<sup>2</sup>

## Fire resistance

Euroclass A



## PATINA 40 - COPPER

Fire resistance - Euroclass A

Vtec Group Ltd

[www.vtecgroupltd.co.uk](http://www.vtecgroupltd.co.uk) 03307 00 00 30

# PATINA 41 COPPER

## Available Sizes

240 x 240 mm  
240 x 490 mm  
490 x 490 mm  
490 x 1000 mm  
190 x 1000 mm

## Thickness

0.5 mm

## Weight

4.5 kg per m<sup>2</sup>

## Fire resistance

Euroclass A



## PATINA 41 - COPPER

Fire resistance - Euroclass A

Vtec Group Ltd

[www.vtecgroup.co.uk](http://www.vtecgroup.co.uk) 03307 00 00 30

# PATINA 42 COPPER

## Available Sizes

240 x 240 mm  
240 x 490 mm  
490 x 490 mm  
490 x 1000 mm  
190 x 1000 mm

## Thickness

0.5 mm

## Weight

4.5 kg per m<sup>2</sup>

## Fire resistance

Euroclass A



## PATINA 42 - COPPER

Fire resistance - Euroclass A

Vtec Group Ltd

[www.vtecgroupltd.co.uk](http://www.vtecgroupltd.co.uk) 03307 00 00 30



# AGED 60 ZINC

## Available Sizes

240 x 240 mm  
240 x 490 mm  
490 x 490 mm  
490 x 1000 mm  
190 x 1000 mm

## Thickness

0.5 mm

## Weight

4 kg per m<sup>2</sup>

## Fire resistance

Euroclass A

## AGED 60 - ZINC

Fire resistance - Euroclass A

Vtec Group Ltd

[www.vtecgroupltd.co.uk](http://www.vtecgroupltd.co.uk) 03307 00 00 30

# AGED 61 ZINC

## Available Sizes

240 x 240 mm  
240 x 490 mm  
490 x 490 mm  
490 x 1000 mm  
190 x 1000 mm

## Thickness

0.5 mm

## Weight

4 kg per m<sup>2</sup>

## Fire resistance

Euroclass A

# AGED 61 - ZINC

Fire resistance - Euroclass A

Vtec Group Ltd

[www.vtecgroupp.co.uk](http://www.vtecgroupp.co.uk) 03307 00 00 30



Need advice or inspiration for your space? Contact our expert team today

**Call** 03307 00 00 30  
**Email** [sales@vtecgroup.co.uk](mailto:sales@vtecgroup.co.uk)  
**Visit** [Vtecgroup.co.uk](http://Vtecgroup.co.uk)

---

## VTEC GROUP LTD

**London Showroom** The Design Hub Clerkenwell  
47 Gee Street, London, EC1V 3RS  
**Head Office and Manufacturing** Vtec Group Ltd  
Unit 3, Cooksland Ind. Estate, Bodmin, PL31 2QB